



LARGE SYNOPTIC SURVEY TELESCOPE

Large Synoptic Survey Telescope (LSST) Telescope & Site

Control Software Architecture

William O'Mullane, Tim Axelrod, Dave Mills

LSE-150

Latest Revision: 2018-12-19

Draft Revision NOT YET Approved – This LSST document has been approved as a Content-Controlled Document. Its contents are subject to configuration control and may not be changed, altered, or their provisions waived without prior approval. If this document is changed or superseded, the new document will retain the Handle designation shown above. The control is on the most recent digital document with this Handle in the LSST digital archive and not printed versions. –

Draft Revision NOT YET Approved

Abstract

TSS Architecture and approach.

Change Record

Version	Date	Description	Owner name
1	2012-12-14	V1	German Schumacher
	2019-01-20	Unreleased.	William O'Mullane, Tim Axelrod

Draft



Contents

1 Introduction	1
2 System Architecture	1
2.1 Python and scripting	2
A References	2
B Acronyms used in this document	3

Draft

Control Software Architecture

1 Introduction

The LSST Control Software contains the overall control aspects of the survey and the telescope including the computers, network, communication and software infrastructure. It contains all work required to design, code, test and integrate, in the lab and in the field, the high level coordination software.

2 System Architecture

The control system architecture is a relatively flat DDS message based system using multi cast messaging. A high level view is given in Figure 1

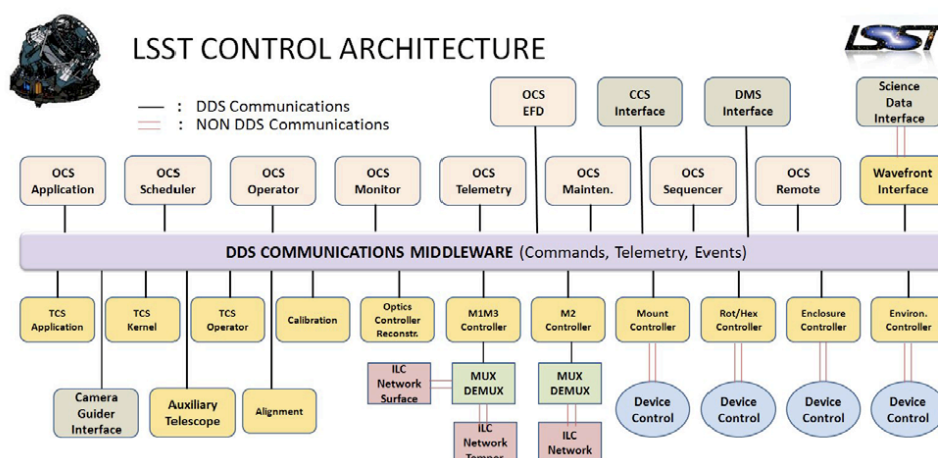


FIGURE 1: High Level Architecture Diagram

Broadly this may be seen as comprising:

- Infrastructure and Middleware :
 - Service Access Layer (SAL) based on DDS
 - Engineering and Facility Database (EFD)
 - Operator Interface (based on LOVE)

- Script Queue ¹
- Python Scripting based on SalObj²
- The Scheduler ³
- Potentially an Auxiliary and Main Telescope Control System (ATCS and TCS)⁴
- Controllable SAL Components (CSCs) - every device and some pseudo devices, including the scheduler, are CSCs. Some are coordinating other CSCs, the full hierarchy is shown for AuxTel in Figure 2 and the Main Telescope in Figure 3

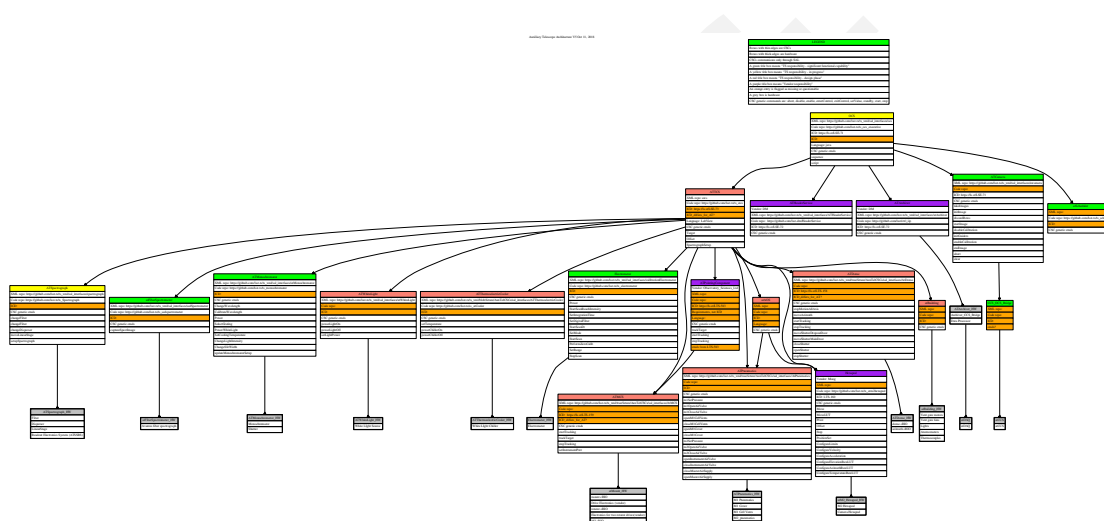


FIGURE 2: Complete set of AuxTel CSCs

2.1 Python and scripting

The SalObj Python library provides a handy way of creating Controllable SAL Components (CSCs) which are not time critical. It also provides the basis for attaching to and scripting any orchestration of CSCs. A high level diagram is provided in Figure 4.

A References

¹https://github.com/lst-ts/ts_scriptqueue

²https://github.com/lst-ts/ts_salobj

³https://github.com/lst-ts/ts_scheduler

⁴The precise nature and need for these is unclear now so they have lower priority.

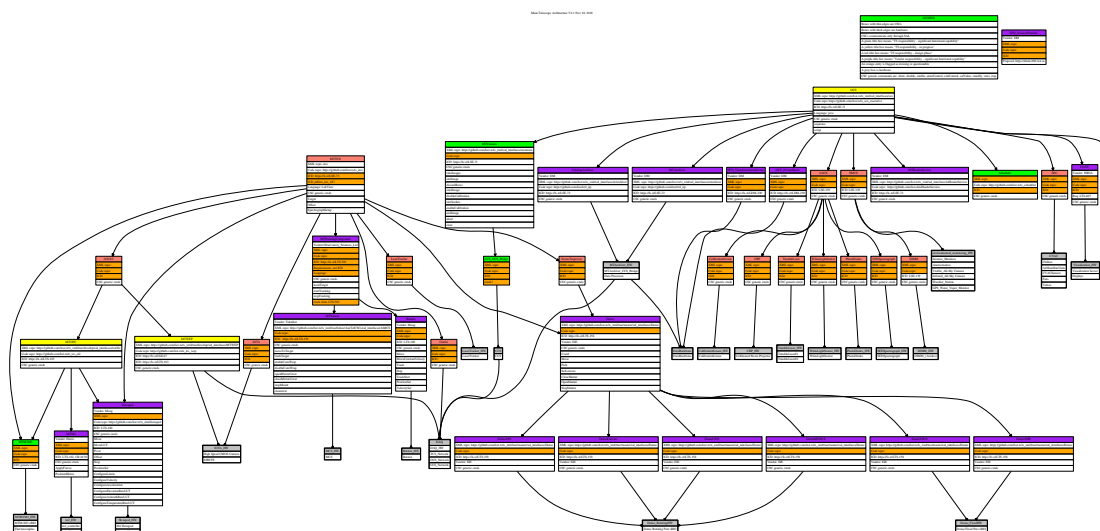


FIGURE 3: Complete set of Main Telescope CSCs

References

B Acronyms used in this document

Acronym	Description
AT	Auxiliary Telescope
ATCS	Auxiliary Telescope Control Sysstem
DDS	Data Disposition System
EFD	Engineering Facilities Database
LOVE	LSST Operations Visualization Environment
LSE	LSST Systems Engineering (Document Handle)
LSST	Large Synoptic Survey Telescope
SAL	Services Access Layer
TCS	Telescope Control Sysstem
TS	Test Specification
TSS	Telescope and Site Software

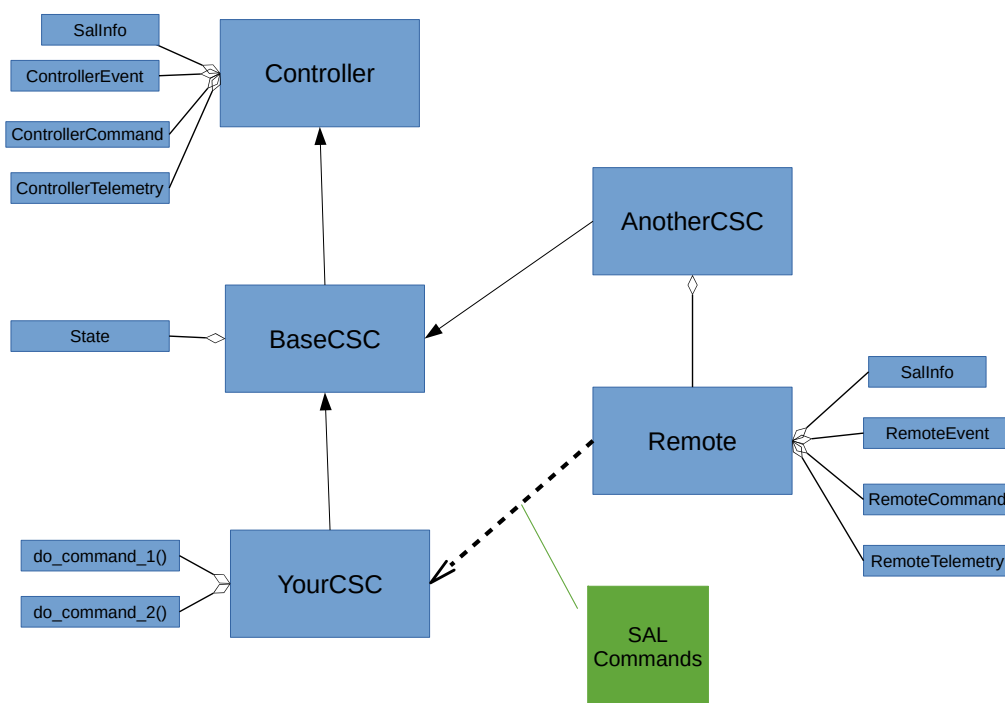


FIGURE 4: SalObj python scheme for CSCs